

**APPENDIX –XIV**

(vide Chapter 3)

(Table-1)

**CIVIL SERVICES (MAIN) EXAMINATION, 2002****List of Universities/Institutions based on the number of recommended candidates from them**

S. No.	Name of University/Institution	Number of candidates	
		Appeared	Recommended
1	UNIVERSITY OF DELHI, DELHI	311	43
2	JAWAHARLAL NEHRU UNIVERSITY, NEW DELHI	137	25
3	UNIVERSITY OF RAJASTHAN, JAIPUR	134	18
4	UNIVERSITY OF ALLAHABAD, ALLAHABAD	417	12
5	PANJAB UNIVERSITY, CHANDIGARH	60	11
6	UNIVERSITY OF LUCKNOW, LUCKNOW	134	10
7	INDIAN INSTITUTE OF TECHNOLOGY ROORKEE, ROORKEE	52	8
8	BANGALORE UNIVERSITY, BANGALORE,	37	7
9	BANARAS HINDU UNIVERSITY, VARANASI	71	7
10	UNIVERSITY OF KERALA, THIRUVANANTHAPURAM,	20	6
11	INDIAN INSTITUTE OF TECHNOLOGY KANPUR, KANPUR	48	6
12	DR BHIM RAO AMBEDKAR UNIVERSITY, AGRA.	50	6
13	INDIAN INSTITUTE OF TECHNOLOGY DELHI, NEW DELHI	63	6
14	GURU NANAK DEV UNIVERSITY, AMRITSAR	10	5
15	TAMIL NADU AGRICULTURAL UNIVERSITY, COIMBATORE	26	5
16	UNIVERSITY OF PUNE, PUNE,	33	5
17	UNIVERSITY OF MUMBAI, MUMBAI	36	5
18	INDIAN AGRICULTURAL RESEARCH INSTITUTE, NEW DELHI	44	5
19	PUNJABI UNIVERSITY, PATIALA	13	4
20	SHIVAJI UNIVERSITY, KOLHAPUR	13	4
21	NAGPUR UNIVERSITY, NAGPUR	27	4
22	BARKATULLAH VISHWAVIDYALAYA, BHOPAL	29	4
23	ANNA UNIVERSITY, CHENNAI	12	3
24	BHARATHIDASAN UNIVERSITY, TIRUCHIRAPPALLI	12	3

25	SRI VENKATESWARA UNIVERSITY, TIRUPATI	12	3
26	UNIVERSITY OF HYDERABAD, HYDERABAD	14	3
27	BHARATHIAR UNIVERSITY, COIMBATORE	22	3
28	MAHARSHI DAYANAND UNIVERSITY, ROHTAK	27	3
29	MAHARSHI DAYANAND SARASWATI UNIVERSITY, AJMER,	31	3
30	CH. CHARAN SINGH UNIVERSITY, MEERUT	49	3
31	UNIVERSITY OF AGRICULTURAL SCIENCES, BANGALORE,	3	2
32	UNIVERSITY OF AGRICULTURAL SCIENCES, DHARWAD	5	2
33	UNIVERSITY OF JAMMU, JAMMU	5	2
34	MAHATMA GANDHI KASHI VIDYAPITH, VARANASI	6	2
35	MANGALORE UNIVERSITY, MANGALORE	6	2
36	BIRLA INSTITUTE OF TECHNOLOGY AND SCIENCE, PILANI	8	2
37	TAMIL NADU DR M.G.R. MEDICAL UNIVERSITY, CHENNAI	8	2
38	INDIAN SCHOOL OF MINES, DHANBAD	10	2
39	INDIAN INSTITUTE OF TECHNOLOGY BOMBAY, MUMBAI,	12	2
40	KARNATAK UNIVERSITY, DHARWAD	12	2
41	UNIVERSITY OF MYSORE, MYSORE	12	2
42	INDIAN INSTITUTE OF TECHNOLOGY KHARAGPUR, KHARAGPUR	13	2
43	DR BABASAHEB AMBEDKAR MARATHWADA UNIVERSITY, AURANGABAD	14	2
44	GOVIND BALLABH PANT UNIVERSITY OF AGRICULTURE AND TECHNOLOGY, PANTNAGAR	16	2
45	JAWAHARLAL NEHRU TECHNOLOGICAL UNIVERSITY, HYDERABAD	16	2
46	HEMWATI NANDAN BAHUGUNA GARHWAL UNIVERSITY, SRINAGAR	17	2
47	KURUKSHETRA UNIVERSITY, KURUKSHETRA	20	2
48	UNIVERSITY OF CALICUT, KOZHICODE	20	2
49	DEVI AHILYA VISHWAVIDYALAYA, INDORE	28	2
50	UNIVERSITY OF CALCUTTA, KOLKATA	30	2
51	OSMANIA UNIVERSITY, HYDERABAD	34	2
52	UNIVERSITY OF MADRAS, CHENNAI	46	2

53	PATNA UNIVERSITY, PATNA	57	2
54	V. B. S. PURVANCHAL UNIVERSITY, JAUNPUR	85	2
55	CHHATRAPATI SHAHUJI MAHARAJ UNIVERSITY, KANPUR	103	2
56	JAMIA HAMDARD, NEW DELHI	1	1
57	NATIONAL LAW SCHOOL OF INDIA UNIVERSITY, BANGALORE	1	1
58	NORTH GUJARAT UNIVERSITY, PATAN	1	1
59	DIRECTORATE OF MARINE ENGINEERING & TRAINING, KOLKATA	2	1
60	ALL INDIA INSTITUTE OF MEDICAL SCIENCES, NEW DELHI	3	1
61	COCHIN UNIVERSITY OF SCIENCE & TECHNOLOGY, KOCHI.	3	1
62	INSTITUTE OF ENGINEERS, INDIA	3	1
63	PUNJAB AGRICULTURAL UNIVERSITY, LUDHIANA	3	1
64	MAHATMA GANDHI UNIVERSITY, KOTTAYAM	5	1
65	SRI KRISHNADEVARAYA UNIVERSITY, ANANTAPUR	6	1
66	N.T.R. UNIVERSITY OF HEALTH SCIENCES, VIJAYAWADA.	7	1
67	TAMIL NADU VETERINARY & ANIMAL SCIENCES UNIVERSITY, CHENNAI	7	1
68	CH. CHARAN SINGH HARYANA AGRICULTURAL UNIVERSITY, HISAR	8	1
69	RAJASTHAN AGRICULTURAL UNIVERSITY, BIKANER	8	1
70	ANNAMALAI UNIVERSITY, ANNAMALAINAGAR	9	1
71	ACHARYA N.G. RANGA AGRICULTURAL UNIVERSITY, HYDERABAD	10	1
72	HIMACHAL PRADESH UNIVERSITY, SHIMLA	11	1
73	NAGARJUNA UNIVERSITY, NAGARJUNANAGAR	11	1
74	ALIGARH MUSLIM UNIVERSITY, ALIGARH	12	1
75	DR HARISINGH GOUR VISHWAVIDYALAYA, SAGAR	12	1
76	UTKAL UNIVERSITY, BHUBANESWAR	12	1
77	ANDHRA UNIVERSITY, VISAKHAPATNAM	14	1
78	KAKATIYA UNIVERSITY, WARANGAL	16	1
79	GURU GHASIDAS UNIVERSITY, BILASPUR	17	1
80	MADURAI-KAMARAJ UNIVERSITY, MADURAI	17	1
81	JIWAJI UNIVERSITY, GWALIOR	18	1
82	BUNDELKHAND UNIVERSITY, JHANSI	19	1
83	JAI NARAIN VYAS UNIVERSITY, JODHPUR	29	1
84	RANCHI UNIVERSITY, RANCHI	32	1
		Total	309*

Note: Universities/Institutions have been arranged according to the number of Recommended Candidates from them in descending order. In case of tie, the criteria of success ratio, i.e. Candidates recommended: Candidates appeared; number of appeared candidates in ascending order and their names in alphabetical order, have been taken, in that order, into account.

\* Excludes one provisionally recommended candidate whose candidature was subsequently cancelled by the Commission.

**Table-2**  
**Civil Services (Main) Examination, 2002**  
**List of Universities/Institutions based on the success ratio of their candidates**

S. No.	Name of University/Institution	Number of candidates		Success Ratio of candidates
		Appeared	Recommended	
1	GURU NANAK DEV UNIVERSITY, AMRITSAR	10	5	1: 2.00
2	UNIVERSITY OF KERALA, THIRUVANANTHAPURAM	20	6	1: 3.33
3	TAMIL NADU AGRICULTURAL UNIVERSITY, COIMBATORE	26	5	1: 5.20
4	BANGALORE UNIVERSITY, BANGALORE	37	7	1: 5.29
5	PANJAB UNIVERSITY, CHANDIGARH	60	11	1: 5.45
6	JAWAHARLAL NEHRU UNIVERSITY, NEW DELHI	137	25	1: 5.48
7	INDIAN INSTITUTE OF TECHNOLOGY ROORKEE, ROORKEE	52	8	1: 6.50
8	UNIVERSITY OF PUNE, PUNE	33	5	1: 6.60
9	UNIVERSITY OF MUMBAI, MUMBAI	36	5	1: 7.20
10	UNIVERSITY OF DELHI, DELHI	311	43	1: 7.23
11	UNIVERSITY OF RAJASTHAN, JAIPUR	134	18	1: 7.44
12	INDIAN INSTITUTE OF TECHNOLOGY KANPUR	48	6	1: 8.00
13	DR BHIM RAO AMBEDKAR UNIVERSITY, AGRA	50	6	1: 8.33
14	INDIAN AGRICULTURAL RESEARCH INSTITUTE, NEW DELHI	44	5	1: 8.80
15	BANARAS HINDU UNIVERSITY, VARANASI	71	7	1: 10.14
16	INDIAN INSTITUTE OF TECHNOLOGY DELHI, NEW DELHI	63	6	1: 10.50
17	UNIVERSITY OF LUCKNOW, LUCKNOW	134	10	1: 13.40
18	UNIVERSITY OF ALLAHABAD, ALLAHABAD	417	12	1: 34.75

Success Ratio = Number of candidates recommended : Number of candidates appeared  
= 1: Number of candidates appeared/ Number of candidates recommended

Note: Universities/Institutions have been arranged according to the Success Ratio of their candidates, in descending order. Only those Universities/Institutions from which five or more candidates were recommended have been taken into account in the above table.

**APPENDIX – XV**  
(vide Chapter –3)

**ENGINEERING SERVICES EXAMINATION, 2002**  
**Qualification, Community, Discipline, Age and Gender wise Analysis of Candidates**

Engineering Services Examination is conducted by the Commission in two stages – the Written Examination followed by the Personality Test. A study has been undertaken of the Degree, Division, Community, Engineering discipline, Age and Gender wise distribution of candidates who appeared for the Personality Test after qualifying the Written Examination and were finally declared successful. The analysis is based on the information furnished by the candidates in their detailed Application Forms on qualifying the Written Examination. The highest degree acquired by a candidate and the University/Institution from which such degree was obtained, have been taken into account in this analysis. Therefore, the B.E./B.Tech./B.Sc.(Engg) etc. degrees of those candidates who were having M.E./M.Tech./M.Sc. (Engg) etc. degrees, have not been taken into reckoning for the purpose of this analysis.

2. The number of vacancies to be filled in the four engineering categories on the basis of Engineering Services Examination 2002 are as follows:-

Civil Engineering	-	218
Electrical Engineering	-	33
Mechanical Engineering	-	64
Electronics & Telecommunication Engineering	-	29
<b>Total</b>	-	<b>344</b>

3. Of the total number of 97,378 candidates who applied for the Engineering Services Examination 2002, 37,815 candidates actually appeared at the Written Examination and 784 candidates qualified the same. However, 747 candidates appeared for the Personality Test and 344 candidates were finally recommended for appointment in the various Engineering Services/Posts.

4.1 The break-up of candidates by their qualifications i.e. higher qualifications like M.E./M.Tech./M.Sc.(Engg.) vis-à-vis minimum prescribed qualifications like B.E./B.Tech./ B.Sc.(Engg.) or equivalent qualifications and the success ratio (i.e. candidates recommended : candidates appeared for Personality Test) in respect of candidates who appeared for the Personality Test and finally qualified the Engineering Services Examination, 2002 are given in the following table:

Particulars	Candidates Appeared for Personality Test		Candidates Recommended		Success Ratio
	Number	Percentage	Number	Percentage	
<b>Post-graduates</b>	182	24.4	90	26.2	1: 2.02
<b>Graduates</b>	565	75.6	254	73.8	1: 2.22
<b>Total</b>	<b>747</b>	<b>100.0</b>	<b>344</b>	<b>100.0</b>	<b>1: 2.17</b>

Thus, 26.2% and 73.8% of the recommended candidates were post-graduates and graduates in engineering respectively and the success ratio of candidates with post-graduate qualifications was higher than that of those having graduate qualifications.

4.2 The break-up of the first divisioners and other divisioners among the candidates who appeared for the Personality Test and were recommended is as follows:-

Particulars	Candidates Appeared for Personality Test			Candidates Recommended		
	First Divisioners	Other Divisioners	Total	First Divisioners	Other Divisioners	Total
<b>Post-Graduates</b>	173 (95.1%)	9 (4.9%)	182 (100%)	85 (94.4%)	5 (5.6%)	90 (100%)
<b>Graduates</b>	482 (85.3%)	83 (14.7%)	565 (100%)	233 (91.7%)	21 (8.3%)	254 (100%)
<b>Total</b>	<b>655</b> <b>(87.7%)</b>	<b>92</b> <b>(12.3%)</b>	<b>747</b> <b>(100%)</b>	<b>318</b> <b>(92.4%)</b>	<b>26</b> <b>(7.6%)</b>	<b>344</b> <b>(100%)</b>

It is evident from the above table that the percentage of first divisioners among the candidates who appeared for the Personality Test was 87.7 and this rose to 92.4 among the recommended candidates. Further, the success ratio of first divisioners was significantly higher (1: 2.06) than that of those having other divisions (1:3.54).

5. The distribution of candidates having regular degrees like M.E./M.Sc./ B.Tech./B.Sc.(Engg.) etc. on one hand and equivalent qualifications like Associate Membership/Graduate Membership awarded by the Institution of Engineers (India)/Institution of Electronics & Telecommunication Engineers/Aeronautical Society of India etc. on the other hand is given below :-

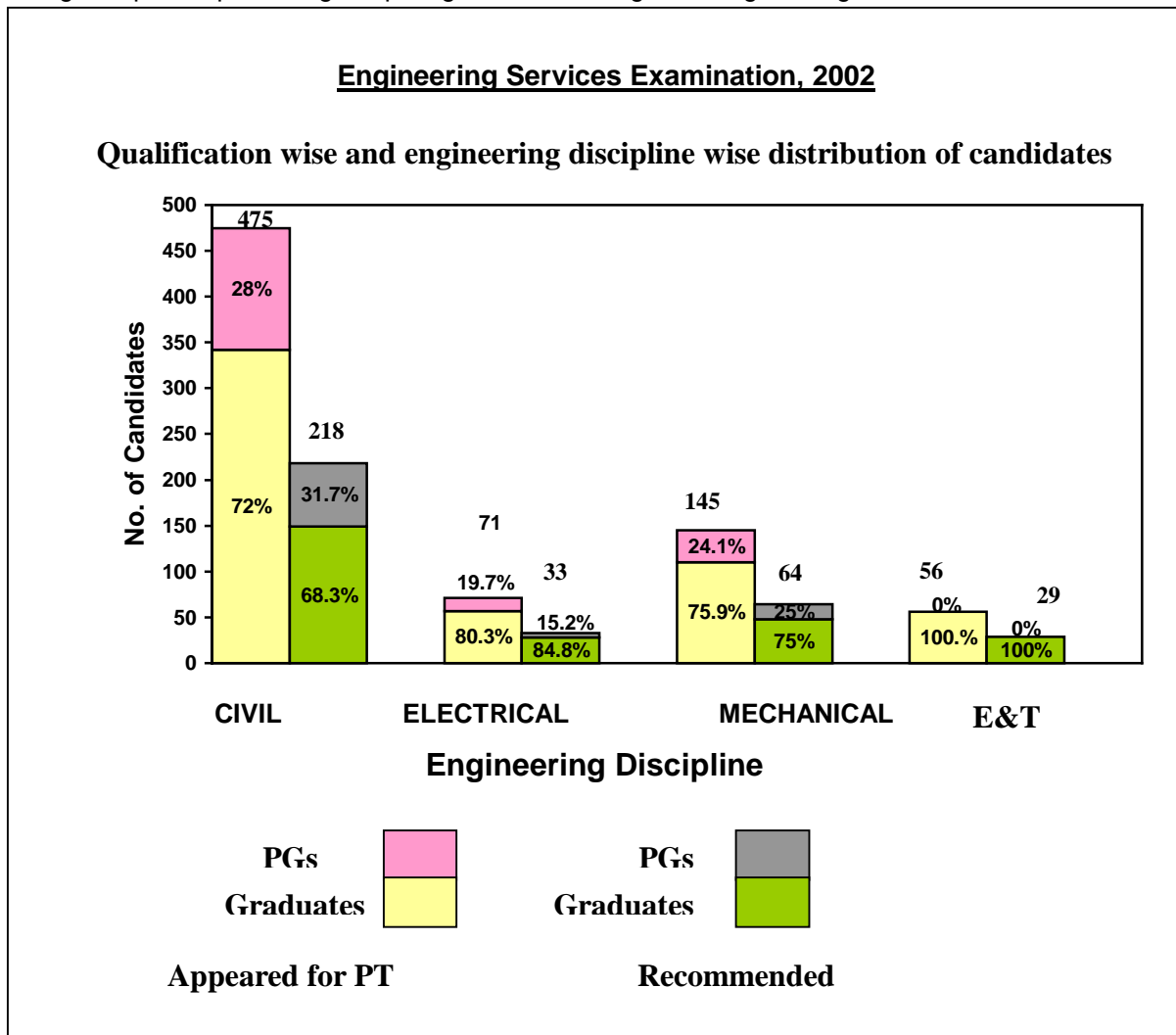
Qualifications	Candidates Appeared for Personality Test	Candidates Recommended	Success Ratio
<b>Regular Degrees</b>			
<b>(a) First Division</b>			
1. M.E./M.Tech./M.Sc.(Engineering)	173	85	1:2.04
2. B.E./B.Tech./B.Sc.(Engineering)	482	233	1:2.07
<b>(b) Other Divisions</b>			
1. M.E./M.Tech./M.Sc.(Engineering)	9	5	1:1.80
2. B.E./B.Tech./B.Sc. (Engineering)	44	8	1: 5.50
<b>Sub-Total</b>	<b>708</b>	<b>331</b>	<b>1: 2.14</b>
<b>Equivalent Qualifications</b>			
Section 'A' & 'B' of Institution of Engineers (India)/Graduate Membership Examination of Institution of Electronics and Telecommunication Engineers/Associate Membership Examination of Aeronautical Society of India, etc.	<b>39</b>	<b>13</b>	<b>1: 3.00</b>
<b>Total</b>	<b>747</b>	<b>344</b>	<b>1: 2.17</b>

Thus, those having regular degrees like M.E./M.Tech./B.E./B.Tech. etc. from recognized universities had a slightly higher success ratio than those having professional qualifications awarded by the Institution of Engineers (India)/Institution of Electronics and Telecommunication Engineers/Aeronautical Society of India etc.

6. An analysis has also been made in the following table on the engineering discipline wise and qualification wise break-up of the candidates appeared for Personality Test and the recommended candidates:

Engineering Discipline	Candidates appeared for Personality Test			Candidates Recommended		
	Graduates	Post-Graduates	Total	Graduates	Post-Graduates	Total
Civil	342 (72.0%)	133 (28.0%)	475 (100%)	149 (68.3%)	69 (31.7%)	218 (100%)
Electrical	57 (80.3%)	14 (19.7%)	71 (100%)	28 (84.8%)	5 (15.2%)	33 (100%)
Mechanical	110 (75.9%)	35 (24.1%)	145 (100%)	48 (75.0%)	16 (25.0%)	64 (100%)
Electronics & Telecommunication	56 (100.0%)	-	56 (100%)	29 (100.0%)	-	29 (100%)
<b>Total</b>	<b>565 (75.6%)</b>	<b>182 (24.4%)</b>	<b>747 (100%)</b>	<b>254 (73.8%)</b>	<b>90 (26.2%)</b>	<b>344 (100%)</b>

Thus, the percentage of post-graduates among the candidates who appeared for Personality Test and that of the recommended candidates was 24.4% and 26.2% respectively. As compared to other engineering disciplines, percentage of post graduates among Civil Engineering was maximum.



Engineering discipline-wise number of recommended candidates indicate that 63.4%, 9.6%, 18.6% and 8.4% were recommended for Civil, Electrical, Mechanical and Electronics & Telecommunication engineering posts respectively.

7. On the basis of the results of Engineering Services Examination 2002, an analysis of recommended candidates in accordance with their community, age-group and gender has been made which is given in the following table:

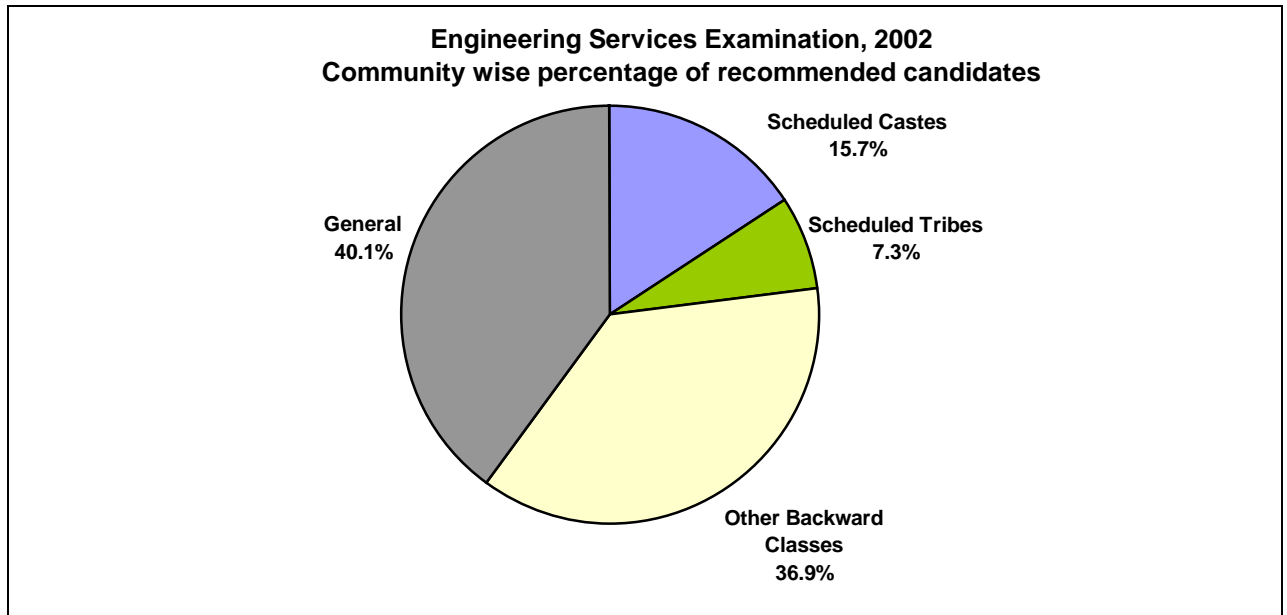
Community	Recommended Candidates			Age-group (in years)									
				21-24		24-26		26-28		28-30		30 & above	
	P	M	F	M	F	M	F	M	F	M	F	M	F
Scheduled Castes	54	53	1	16	0	15	1	7	0	11	0	4	0
Scheduled Tribes	25	24	1	9	1	9	0	4	0	1	0	1	0
Other Backward Classes	127	127	0	25	0	37	0	18	0	23	0	24	0
General	138	137	1	47	1	32	0	27	0	24	0	7	0
Total	344	341	3	97	2	93	1	56	0	59	0	36	0

P: Person;

M: Male;

F: Female

Of the 344 recommended candidates, 54 candidates (15.7%) belonged to the Scheduled Castes, 25 candidates (7.3%) to the Scheduled Tribes, 127 candidates (36.9%) to the Other Backward Classes and 138 candidates (40.1%) belonged to the General category.



8. Female candidates constituted only 0.9% of the recommended candidates as compared to 99.1% for male candidates in the Engineering Services Examination, 2002. Out of 10 female candidates who had actually appeared for the Personality Test, only 3 finally qualified the examination registering a success ratio of 1: 3.33. On the other hand, 341 out of 737 male candidates could qualify the examination resulting in a success ratio of 1: 2.16. Hence, the success ratio of male candidates was higher than that of female candidates.



Community	Candidates Appeared for Personality Test			Candidates Recommended			Success Ratio		
	Person	Male	Female	Person	Male	Female	Person	Male	Female
Scheduled Castes	115	114	1	54	53	1	1: 2.13	1: 2.15	1: 1.00
Scheduled Tribes	55	53	2	25	24	1	1: 2.20	1: 2.21	1: 2.00
Other Backward Classes	229	228	1	127	127	0	1: 1.80	1: 1.79	-
General	348	342	6	138	137	1	1: 2.52	1: 2.50	1: 6.00
Total	747	737	10	344	341	3	1: 2.17	1: 2.16	1: 3.33

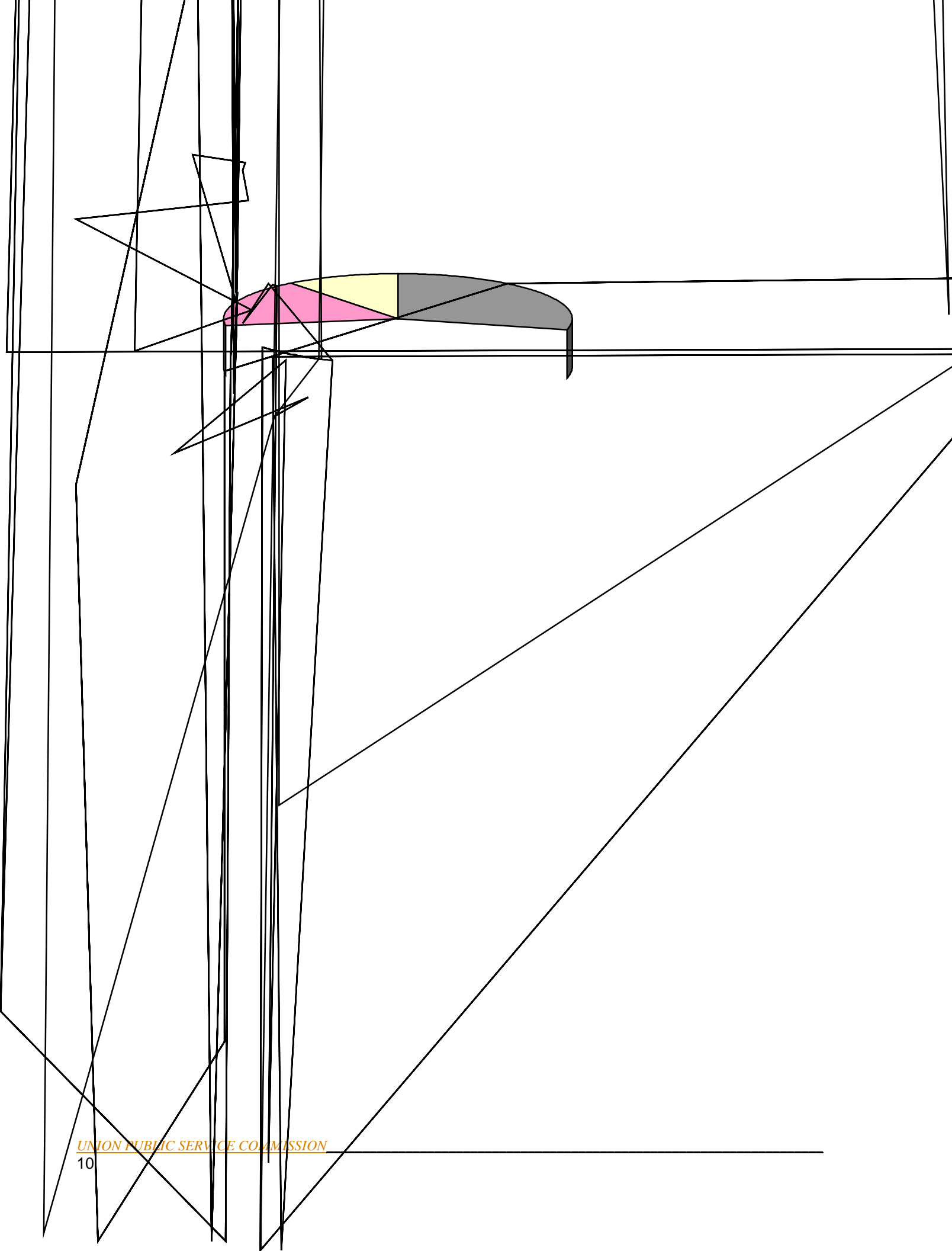
9. Community wise and gender wise average age of recommended candidates has also been analysed in the following table :-

Community	Average Age of Recommended Candidates (in years)		
	Person	Male	Female
Scheduled Castes	26.03	26.05	25.01
Scheduled Tribes	24.75	24.86	22.07
Other Backward Classes	26.93	26.93	-----
General	25.73	25.75	23.62
Total	26.15	26.17	23.57

It indicates that the female recommended candidates were much younger in age as compared to the male recommended candidates.

10. An age wise analysis of the candidates who were recommended for Civil, Electrical, Mechanical and Electronics & Telecommunication engineering posts, has been made. Of the recommended candidates, 28.8% belonged to the age group 21 - 24 years, 27.3% to the age group 24 -26 years, 16.3% to the age group 26 - 28 years, 17.2% to the age group 28-30 years and 10.4% belonged to the age group of 30 years and above.

Engineering Discipline	Recommended Candidates	Age - group ( in years)				
		21-24	24-26	26-28	28-30	30 & above
Civil	218	46	57	38	44	33
Electrical	33	13	9	6	5	0
Mechanical	64	25	20	9	7	3
Electronics & Telecommunication	29	15	8	3	3	0
Total	344	99	94	56	59	36



## APPENDIX XVI

(vide Chapter 3)

(Table-1)

Engineering Services Examination 2002

List of Universities/Institution based on the number of recommended candidates from them

S. No.	Name of University/Institution	Candidates Appeared for Personality Test	Candidates Recommended
1.	INDIAN INSTITUTE OF TECHNOLOGY ROORKEE, ROORKEE	78	45
2.	INDIAN INSTITUTE OF TECHNOLOGY DELHI, NEW DELHI	58	30
3.	INDIAN INSTITUTE OF TECHNOLOGY KANPUR, KANPUR	36	20
4.	UNIVERSITY OF RAJASTHAN, JAIPUR	37	17
5.	UNIVERSITY OF ALLAHABAD, ALLAHABAD	38	15
6.	PATNA UNIVERSITY, PATNA	27	14
7.	JAI NARAIN VYAS UNIVERSITY, JODHPUR	28	13
8.	INSTITUTE OF ENGINEERS, INDIA	37	12
9.	UNIVERSITY OF DELHI, DELHI	27	11
10.	BANARAS HINDU UNIVERSITY, VARANASI	20	9
11.	VINOBA BHAVE UNIVERSITY, HAZARIBAGH	24	9
12.	BARKATULLAH VISHWAVIDYALAYA, BHOPAL	9	7
13.	DEENDAYAL UPADHYAYA GORAKHPUR UNIVERSITY, GORAKHPUR	13	7
14.	KURUKSHETRA UNIVERSITY, KURUKSHETRA	15	7
15.	KAKATIYA UNIVERSITY, WARANGAL	16	7
16.	BABASAHEB BHIMRAO AMBEDKAR BIHAR UNIVERSITY, MUZAFFARPUR	20	7
17.	ANDHRA UNIVERSITY, VISAKHAPATNAM	8	5
18.	UNIVERSITY OF LUCKNOW, LUCKNOW	10	5
19.	JAWAHARLAL NEHRU TECHNOLOGICAL UNIVERSITY, HYDERABAD	4	4
20.	RAJIV GANDHI PROUDYOGIKI VISHWAVIDYALAYA, BHOPAL	7	4
21.	TILKA MANJHI BHAGALPUR UNIVERSITY, BHAGALPUR	7	4
22.	UNIVERSITY OF MUMBAI, MUMBAI	7	4
23.	JAMIA MILLIA ISLAMIA, NEW DELHI	8	4
24.	NAGPUR UNIVERSITY, NAGPUR	12	4
25.	GAUHATI UNIVERSITY, GUWAHATI	3	3
26.	UNIVERSITY OF JAMMU, JAMMU	3	3
27.	INDIAN INSTITUTE OF TECHNOLOGY MADRAS, CHENNAI	4	3
28.	UNIVERSITY OF KERALA, THIRUVANANTHAPURAM	4	3
29.	JIWAJI UNIVERSITY, GWALIOR	5	3
30.	SHIVAJI UNIVERSITY, KOLHAPUR	5	3
31.	DR RAM MANOHAR LOHIA AVADH UNIVERSITY, FAIZABAD	6	3
32.	INDIAN INSTITUTE OF SCIENCE, BANGALORE	7	3
33.	RANCHI UNIVERSITY, RANCHI	7	3
34.	THAPAR INSTITUTE OF ENGINEERING & TECHNOLOGY, PATIALA	7	3
35.	INDIAN INSTITUTE OF TECHNOLOGY KHARAGPUR, KHARAGPUR	8	3
36.	ALIGARH MUSLIM UNIVERSITY, ALIGARH	9	3
37.	UTKAL UNIVERSITY, BHUBANESWAR	2	2
38.	HIMACHAL PRADESH UNIVERSITY, SHIMLA	3	2
39.	BANGALORE UNIVERSITY, BANGALORE	4	2
40.	DEVI AHILYA VISHWAVIDYALAYA, INDORE	4	2

41.	SAMBALPUR UNIVERSITY, SAMBALPUR	4	2
42.	JADAVPUR UNIVERSITY, KOLKATA	5	2
43.	OSMANIA UNIVERSITY, HYDERABAD	5	2
44.	PT. RAVISHANKAR SHUKLA UNIVERSITY, RAIPUR	5	2
45.	BENGAL ENGINEERING COLLEGE, HOWRAH	6	2
46.	INDIAN INSTITUTE OF TECHNOLOGY BOMBAY, MUMBAI	6	2
47.	UNIVERSITY OF PUNE, PUNE	8	2
48.	CHHATRAPATI SHAHUJI MAHARAJ UNIVERSITY, KANPUR	9	2
49.	BIRLA INSTITUTE OF TECHNOLOGY, MESRA, RANCHI	1	1
50.	GURU GHASIDAS UNIVERSITY, BILASPUR	1	1
51.	MANGALORE UNIVERSITY, MANGALORE	1	1
52.	UNIVERSITY OF NORTH BENGAL, SILIGURI, DARJEELING	1	1
53.	AMRAVATI UNIVERSITY, AMRAVATI	2	1
54.	DR BABASAHEB AMBEDKAR MARATHWADA UNIVERSITY, AURANGABAD	2	1
55.	GOA UNIVERSITY, TALEIGAO PLATEAU	2	1
56.	INSTITUTION OF ELECTRONICS & TELECOMMUNICATION ENGINEERS, INDIA	2	1
57.	KANNUR UNIVERSITY, KANNUR	2	1
58.	NORTH EASTERN HILL UNIVERSITY, SHILLONG	2	1
59.	RANI DURGAVATI VISHWAVIDYALAYA, JABALPUR	2	1
60.	BHARATHIDASAN UNIVERSITY, TIRUCHIRAPPALLI	3	1
61.	BUNDELKHAND UNIVERSITY, JHANSI	3	1
62.	INDIAN INSTITUTE OF TECHNOLOGY GUWAHATI	3	1
63.	SOUTH GUJARAT UNIVERSITY, SURAT	3	1
64.	UNIVERSITY OF CALICUT, KOZHIKODE	3	1
65.	PUNJAB TECHNICAL UNIVERSITY, JALANDHAR	4	1
66.	SRI VENKATESWARA UNIVERSITY, TIRUPATI	4	1
67.	GOVIND BALLABH PANT UNIVERSITY OF AGRICULTURE AND TECHNOLOGY, PANTNAGAR	6	1
68.	PANJAB UNIVERSITY, CHANDIGARH	7	1
69.	ANNAMALAI UNIVERSITY, ANNAMALAINAGAR	1	0

## 73. NORTH MAHARAS

**(Table –II)**  
**Engineering Service Examination, 2002**  
**List of Universities/Institutions based on the success ratio of their candidates**

S. No.	Name of University/Institution	Success Ratio
1.	BARKATULLAH VISHWAVIDYALAYA, BHOPAL, M.P.	1: 1.29
2.	ANDHRA UNIVERSITY, VISAKHAPATNAM, A.P.	1: 1.60
3.	INDIAN INSTITUTE OF TECHNOLOGY ROORKEE, ROORKEE, UTTARANCHAL	1: 1.73
4.	INDIAN INSTITUTE OF TECHNOLOGY KANPUR, U.P.	1: 1.80
5.	DEENDAYAL UPADHYAYA GORAKHPUR UNIVERSITY, GORAKHPUR, U.P.	1: 1.86
6.	PATNA UNIVERSITY, PATNA, BIHAR	1: 1.93
7.	INDIAN INSTITUTE OF TECHNOLOGY DELHI, NEW DELHI	1: 1.93
8.	UNIVERSITY OF LUCKNOW, LUCKNOW, U.P.	1: 2.00
9.	KURUKSHETRA UNIVERSITY, KURUKSHETRA, HARYANA	1: 2.14
10.	JAI NARAIN VYAS UNIVERSITY, JODHPUR, RAJASTHAN.	1: 2.15
11.	UNIVERSITY OF RAJASTHAN, JAIPUR, RAJASTHAN	1: 2.18
12.	BANARAS HINDU UNIVERSITY, VARANASI, U.P.	1: 2.22
13.	KAKATIYA UNIVERSITY, WARANGAL, A.P.	1: 2.29
14.	UNIVERSITY OF DELHI, DELHI	1: 2.45
15.	UNIVERSITY OF ALLAHABAD, ALLAHABAD, U.P.	1: 2.53
16.	VINOBA BHAVE UNIVERSITY, HAZARIBAGH, JHARKHAND	1: 2.67
17.	BABASAHEB BHIMRAO AMBEDKAR BIHAR UNIVERSITY, MUZAFFARPUR, BIHAR	1: 2.86
18.	INSTITUTE OF ENGINEERS, INDIA	1: 3.08

Success Ratio = Number of candidates recommended : Number of candidates appeared for Personality Test.  
= 1: Number of candidates appeared for Personality Test/Number of candidates recommended

Note:

Universities/Institutions have been arranged according to the Success Ratio of their candidates, in descending order. Only those Universities/Institutions from which five or more candidates were recommended have been taken into account in the above table

## APPENDIX – XVII

(vide Chapter 4)

**Statement showing the number of Engineering, Medical, Scientific & Technical and Non-Technical posts for which requisitions were received during the year 2003-2004**

S. No.	Name of Ministry/ Department	Number of posts				Total
		Engineering	Medical	Scientific & Technical (Excluding Engineering)	Non-Technical	
1.	Agriculture	8	-	14	-	22
2.	Andaman and Nicobar Administration	2	-	-	3	5
3.	Chandigarh Administration	36	21	4	23	84
4.	Consumer Affairs, Food and Public Distribution	-	-	1	-	1
5.	Dadra & Nagar Haveli Administration	18	1	1	1	21
6.	Daman & Diu Administration	-	3	-	-	3
7.	Defence	544	4	44	85	677
8.	Environment & Forests	-	-	1	-	1
9.	External Affairs	-	-	-	2	2
10.	Finance	1	-	-	1	2
11.	Government of National Capital Territory of Delhi	58	66	30	105	259
12.	Government of Pondicherry	16	62	-	41	119
13.	Health and Family Welfare	-	33	10	2	45
14.	Heavy Industries & Public Enterprises	-	-	1	-	1
15.	Home Affairs	-	-	-	14	14
16.	Human Resource Development	-	-	3	7	10
17.	Labour	24	-	1	131	156
18.	Lakshadweep Administration	1	-	-	-	1
19.	Law, Justice and Company Affairs	-	-	-	10	10
20.	Mines	-	-	-	30	30
21.	Municipal Corporation of Delhi	-	126	2	-	128
22.	New Delhi Municipal Council	-	4	-	-	4
23.	Personnel, Public Grievances and Pensions	-	-	-	32	32
24.	Planning Commission	-	-	-	1	1
25.	Science and Technology	-	-	-	1	1

26.	Small Scale Industries and Agro & Rural Industries	14	-	-	-	14
27.	Statistics & Programme Implementation	-	-	2	-	2
28.	Textiles	2	-	4	2	8
29.	Tourism and Culture	-	-	8	21	29
30.	Union Public Service Commission	-	-	1	-	1
31.	Urban Development and Poverty Alleviation	2	-	1	-	3
32.	Water Resources	26	2	18	3	49
<b>Total</b>		<b>752</b>	<b>2</b>	<b>3446</b>	<b>3</b>	<b>1735</b>

**APPENDIX – XVIII**

(vide Chapter 4)

**Statement showing the number of Engineering, Medical, Scientific & Technical and Non-Technical posts for which advertisements were made during the year 2003-2004**

S. No.	Name of Ministry/Department	Number of posts advertised				Total
		Engineering	Medical	Scientific & Technical (excluding engineering)	Non-Technical	
1.	Agriculture	1	1	6	-	8
2.	Andaman and Nicobar Administration	-	-	-	1	1
3.	Chandigarh Administration	3	16	2	1	22
4.	Dadra & Nagar Haveli Administration	-	1	-	-	1
5.	Daman & Diu Administration	-	2	-	-	2
6.	Defence	146	-	25	76	247
7.	External Affairs	-	-	-	1	1
8.	Finance	1	-	-	4	5
9.	Government of National Capital Territory of Delhi	39	30	28	23	120
10.	Government of Pondicherry	16	62	-	58	136
11.	Health and Family Welfare	-	23	10	1	34
12.	Labour	-	-	-	24	24
13.	Law, Justice & Company Affairs	-	-	-	12	12
14.	Municipal Corporation of Delhi	-	125	3	-	128
15.	Personnel, Public Grievances & Pensions	-	-	-	32	32
16.	Planning Commission	-	-	-	2	2
17.	Textiles	7	-	1	2	10
18.	Tourism & Culture	-	-	-	20	20
19.	Union Public Service Commission	-	-	1	-	1
20.	Urban Development & Poverty Alleviation	6	-	1	-	7
21.	Water Resources	2	1	16	-	19
<b>Total</b>		<b>221</b>	<b>261</b>	<b>93</b>	<b>257</b>	<b>832</b>



## APPENDIX – XIX

(vide Chapter 4)

### List of posts in which the Requisitions were cancelled/modified after advertisement during the year 2003-2004

S. No.	Name of Post/Ministry	Number of posts cancelled/modified	Scale of Pay (in Rs.)	Reason for cancellation/ modification
1.	Specialist Grade II (Forensic Medicine), Municipal Corporation of Delhi.	1	10,000-15,200	Requisition withdrawn on the request of Municipal Corporation of Delhi.
2.	Assistant Professor of Paediatric Surgery, Specialist Grade II of Central Health Service (Teaching Specialist Sub-Cadre), Department of Health, Ministry of Health and Family Welfare.	1	12,000-16,500	Requisition withdrawn on the request of the Ministry in view of the amendment in CHS rules to bring them at par with MCI guidelines.
3.	Medical Officer (Homoeopathy), Dadra and Nagar Haveli Administration.	1	8,000-13,500	Requisition withdrawn by the Department due to change in Recruitment Rules.
4.	Assistant Professor in Computer Science/Engineering, Punjab Engineering College, Chandigarh Administration.	1	12,000-18,300	Requisition cancelled on the request of Chandigarh Administration due to change in reservation position.
5.	Assistant Micro-photographer Grade – I, National Archives of India, Ministry of Tourism & Culture.	1	5,500-9,000	Requisition withdrawn by the Ministry due to abolition of post.
6.	Assistant Programmer, Central Bureau of Investigation.	25	6,500-10,500	Number of posts reduced from 65 to 40 on the request of the Bureau.
7.	Lecturer (Computer Application) in Polytechnics under Directorate of Training and Technical Education, Government of National Capital Territory of Delhi.	4	8,000-13,500	Number of posts reduced from 8 to 4 due to discontinuation of post-diploma courses in computer application.
<b>Total</b>		<b>34</b>		

## Appendix-XX

(vide Chapter 4)

### Statistical break-up of Engineering posts for which the Commission conducted recruitment during the year 2003-2004

S. No.	Subject/Specialisation	Total No. of Posts	No. of Posts Reserved				Applied				Called for Interview				Interviewed				Recommended				Percentage of recommended candidates to the no. of posts
			SC	ST	OBC	UR	SC	ST	OBC	UR	SC	ST	OBC	UR	SC	ST	OBC	UR	SC	ST	OBC	UR	
1.	2.	3.	4.	5.	6.	7.	8.	9.	10.	11.	12.	13.	14.	15.	16.	17.	18.	19.	20.	21.	22.	23.	24.
1.	CIVIL	7	-	1	1	5	55	9	74	396	4	-	16	48	4	-	14	36	-	-	1	5	85.71
2.	COMPUTER ENGINEERING/SCIENCE	65	10	6	16	33	2311	371	4620	11063	61	38	89	106	44	20	61	84	8	4	15	19	70.77
3.	ELECTRICAL	12	2	2	1	7	57	30	63	344	8	24	4	71	5	16	3	59	-	2	1	7	83.33
4.	ELECTRICAL/MECHANICAL	3	-	-	1	2	57	4	139	286	2	-	11	22	1	-	7	19	-	-	1	2	100.00
5.	MECHANICAL	16	2	-	6	8	53	6	265	472	5	-	50	75	4	-	38	60	1	-	5	5	68.75
6.	METALLURGICAL	1	-	-	1	-	-	-	1	2	-	-	-	-	-	-	-	-	-	-	-	-	-
7.	PRODUCTION	1	-	-	-	1	8	-	8	46	-	-	3	12	-	-	2	11	-	-	-	1	100.00
8.	ELECTRONICS	2	-	-	-	2	28	3	31	148	1	-	2	12	1	-	-	7	1	-	-	1	100.00
9.	ELECTRONICS & TELECOMMUNICATION	10	-	1	3	6	66	12	88	321	8	4	27	62	4	2	15	35	-	-	2	6	80.00
10.	PLASTIC/POLYMER TECHNOLOGY	1	-	-	-	1	-	-	2	19	-	-	1	9	-	-	1	8	-	-	-	1	100.00
11.	MISCELLANEOUS	66	6	4	-	56	3563	906	3550	9709	25	17	25	137	22	14	15	120	6	3	6	49	96.97
	<b>TOTAL</b>	<b>184</b>	<b>20</b>	<b>14</b>	<b>29</b>	<b>121</b>	<b>6198</b>	<b>1341</b>	<b>8841</b>	<b>22806</b>	<b>114</b>	<b>83</b>	<b>228</b>	<b>554</b>	<b>85</b>	<b>52</b>	<b>156</b>	<b>439</b>	<b>16</b>	<b>9</b>	<b>31</b>	<b>96</b>	<b>82.61</b>

SC=SCHEDULED CASTES    ST=SCHEDULED TRIBES    OBC=OTHER BACKWARD CLASSES,    UR=UNRESERVED

TOTAL POST: 184    APPLIED: 39,186    CALLED FOR INTERVIEW: 979    INTERVIEWED: 732    RECOMMENDED: 152

## APPENDIX-XXI

(vide Chapter 4)

Statistical break-up of Scientific & Technical posts for which t71(n)-8.04.de omomoi12 0 Td [(12 0 Td [(i-8.04792( )-7.71368(on)8.38216(h)-8.04792( )-7.71

**Appendix-XXII**  
(vide Chapter 4)

**Statistical break-up of Non-Technical posts for which the Commission conducted recruitment during the year 2003-2004**

S. No.	Subject/Specialisation	Total No. of Posts	No. of Posts Reserved				Applied				Called for Interview				Interviewed				Recommended				Percentage of recommended candidates to the no. of Posts
			SC	ST	OBC	UR	SC	ST	OBC	UR	SC	ST	OBC	UR	SC	ST	OBC	UR	SC	ST	OBC	UR	
1.	2.	3.	4.	5.	6.	7.	8.	9.	10.	11.	12.	13.	14.	15.	16.	17.	18.	19.	20.	21.	22.	23.	24.
1.	ADMINISTRATION/PUBLIC ADMINISTRATION	4	-	-	-	4	74	28	80	264	4	2	9	36	4	2	7	25	-	-	-	4	100.00
2.	ART-FINE/COMMERCIAL	5	-	-	-	5	92	13	78	180	4	-	5	18	3	-	5	16	1	-	-	2	60.00
3.	COMMERCE	4	-	1	2	1	3	1	13	14	-	-	5	7	-	-	4	7	-	-	2	1	75.00
4.	ECONOMICS	21	-	2	8	11	138	31	285	415	5	13	66	68	3	11	56	53	-	2	12	7	100.00
5.	HISTORY	1	-	-	-	1	8	1	5	36	-	-	-	-	-	-	-	-	-	-	-	-	-
6.	JOURNALISM/MASS COMMUNICATION/PUBLICITY	1	-	-	-	1	14	3	12	91	-	-	-	6	-	-	-	5	-	-	-	1	100.00
7.	LANGUAGE-FOREIGN	5	1	1	1	2	2	-	39	20	-	-	21	9	-	-	14	4	-	-	1	1	40.00
8.	LANGUAGE-INDIAN	2	-	-	1	1	14	-	13	33	2	-	2	7	2	-	2	6	1	-	1	-	100.00
9.	LAW	27	4	1	7	15	902	75	1014	2,088	34	5	63	113	29	5	58	89	3	1	7	15	96.30
10.	MOTION PICTURE/PHOTOGRAPHY	5	-	-	-	5	65	10	58	225	4	-	4	27	4	-	3	23	1	-	-	4	100.00
11.	SOCIAL SCIENCES/SOCIAL WORK	1	-	-	-	1	18	27	37	101	-	6	3	3	-	5	2	3	-	-	1	-	100.00
12.	MANAGEMENT	3	-	-	-	3	8	-	17	9	2	-	5	-	2	-	5	-	-	-	1	-	33.33
13.	SCULPTURE/PAINTING	6	1	-	2	3	44	8	115	103	8	-	22	15	8	-	19	13	-	-	1	2	50.00
14.	TOURISM	3	-	-	-	3	12	-	12	30	5	-	2	18	5	-	2	16	1	-	-	2	100.00
15.	MISCELLANEOUS	1	1	-	-	-	14	1	-	2	5	-	-	-	4	-	-	-	1	-	-	-	100.00
	TOTAL	89	7	5	21	56	1,408	198	1,778	3,611	73	26	207	327	64	23	177	260	8	3	26	39	85.39

SC=SCHEDULED CASTES    ST=SCHEDULED TRIBES    OBC=OTHER BACKWARD CLASSES,    UR=UNRESERVED

TOTAL POST: 89    APPLIED : 6,995    CALLED FOR INTERVIEW: 633    INTERVIEWED: 524    RECOMMENDED: 76

Appendix-XXIII

(Volume 4)

Statistical break-up of Medical posts for which the Commission

conducted recruitment during the year 2003-2004

S.No	Subject/Specialisation	Total no. of Posts	No. of Posts Reserved				Applied				Called for Interview			Interviewed				Recommended				Percentage of recommended candidates to the No. of Posts	
			S C	S T	O B C	U R	S C	S T	O B C	U R	S C	ST	O B C	UR	S C	S T	O B C	UR	S C	S T	O B C		UR
1.	2.	3.	4.	5.	6.	7.	8.	9.	10.	11.	12.	13.	14.	15.	16.	17.	18.	19.	20.	21.	22.	23.	24.
1.	Anaesthesiology	15	2	2	7	4	30	6	15	3	5	10	35	14	2	7	29	2	1	4	4	73.33	
2.	Cardiology	3	-	-	1	2	-	-	-	-	-	-	8	-	-	-	7	-	-	-	2	66.67	
3.	Forensic Medicine	1	-	-	-	1	2	1	-	2	1	-	4	1	1	-	2	-	-	-	1	100.00	
4.	Gastroenterology	1	-	-	-	1	-	-	-	-	-	-	1	-	-	-	1	-	-	-	1	100.00	
5.	Medical-General	1	-	-	-	1	1	-	-	1	-	-	1	1	-	-	-	1	-	-	-	100.00	
6.	Homoeopathy	4	-	-	2	2	11	10	320	-	-	13	21	-	-	7	17	-	-	2	2	100.00	
7.	Nephrology	1	-	-	-	1	-	-	-	-	-	-	-	-	-	-	-	-	-	-	-	-	
8.	Obstetrics and Gynaecology	7	1	-	1	5	10	-	3	6	-	2	34	4	-	1	28	1	-	1	5	100.00	
9.	Pathology/Bacteriology/Microbiology	2	-	-	-	2	2	-	1	-	-	-	9	-	-	-	5	-	-	-	1	50.00	
10.	Radiology	5	-	-	1	4	2	1	1	1	-	-	30	-	-	-	14	-	-	-	4	80.00	
11.	Surgery	1	-	-	1	-	2	-	4	-	-	4	-	-	-	3	-	-	-	1	-	100.00	
12.	Thoracic Surgery	1	-	-	-	1	1	-	-	-	-	-	-	-	-	-	-	-	-	-	-	-	
13.	Dermatology and Venerology	1	-	-	-	1	-	-	-	-	-	-	2	-	-	-	1	-	-	-	-	-	
	<b>Total</b>	<b>43</b>	<b>3</b>	<b>2</b>	<b>13</b>	<b>25</b>	<b>164</b>	<b>18</b>	<b>344</b>	<b>9</b>	<b>6</b>	<b>29</b>	<b>145</b>	<b>20</b>	<b>3</b>	<b>18</b>	<b>104</b>	<b>4</b>	<b>1</b>	<b>8</b>	<b>20</b>	<b>76.74</b>	

## APPENDIX-XXIV

(vide Chapter 4)

### List of Cases for which suitable candidates could not be recommended during the year 2003-2004

S. No.	Name of Post/Ministry/Organisation and Pay-Scale	Classification		Total No. of Posts	Reserved for			Unreserved
		Group 'A'	Group 'B'		Scheduled Castes	Scheduled Tribes	Other Backward Classes	
<b>ARCHIVAL SCIENCE/MUSEOLOGY</b>								
1.	Curator (Central Asian Antiquities) in National Museum, Department of Culture, Ministry of Tourism and Culture, (Rs. 10,000-15,200)	1	-	1	-	-	-	1
	TOTAL	1	-	1	-	-	-	1
<b>ENGINEERING</b>								
2.	Junior Works Manager, Ordnance Factory Board, Ministry Of Defence. (Rs. 7,450-11,500)	-	2	2	-	1	-	1
3.	Industrial Adviser (Jute Production) in the Office of the Jute Commissioner, Ministry of Textiles. (Rs. 14,300-18,300)	1	-	1	-	-	-	1
4.	Assistant Programmer, Central Bureau of Investigation. (Rs. 6,500-10,500)	-	1	1	-	-	-	1
	TOTAL	1	3	4	-	1	-	3
<b>LEGAL</b>								
5.	Assistant (Legal) in the Department of Legal Affairs, Ministry of Law, Justice and Company Affairs. (Rs. 6,500-10,500)	-	1	1	1	-	-	-
	TOTAL	-	1	1	1	-	-	-
<b>MEDICAL (ALLOPATHIC)</b>								
6.	Cardiologist, Specialist Grade II in The Central Health Service (Non-Teaching Specialist Sub-Cadre), Department Of Health,							

7.	Specialist Grade II (Thoracic Surgeon), Municipal Corporation of Delhi. (Rs. 10,000-15,200)	1	-	1	-	-	-	1
8.	Specialist Grade II (Anaesthesia), Municipal Corporation of Delhi, (Rs. 10,000-15,200)	4	-	4	-	1	3	-
9.	Specialist Grade II (Senior Scale), Super Specialist in Nephrology, Health Department, Government of Pondicherry, (Rs. 12,000-16,500)	1	-	1	-	-	-	1
	<b>TOTAL</b>	<b>7</b>	<b>-</b>	<b>7</b>	<b>-</b>	<b>1</b>	<b>4</b>	<b>2</b>
<b>SCIENTIFIC AND TECHNICAL</b>								
10.	Junior Research Officer (Persian/Urdu) in Armed Forces Headquarters, Ministry Of Defence. (Rs. 7,500-12,000)	-	1	1	-	-	-	1
11.	Officer-In-Charge in the Office of the Development Commissioner (Handicrafts), Ministry Of Textiles. (Rs. 8,000-13,500)	1	-	1	-	-	-	1
12.	Junior Research Officer (Pushto) in Armed Forces Headquarters, Ministry of Defence. (Rs. 7,500-12,000)	-	1	1	-	-	-	1
13.	Junior Research Officer (Chinese) in Armed Forces Headquarters, Ministry Of Defence. (Rs. 7,500-12,000)	-	1	1	-	-	1	-
	<b>TOTAL</b>	<b>1</b>	<b>3</b>	<b>4</b>	<b>-</b>	<b>-</b>	<b>1</b>	<b>3</b>
<b>TEACHING - ENGINEERING</b>								
14.	Lecturer in Computer Science at M.C.T.E., Ministry of Defence. (Rs. 8,000-13,500)	2	-	2	1	1	-	-
15.	Professor (Metallurgical Engineering), Punjab Engineering College, Chandigarh Administration. (Rs. 16,400-22,400)	1	-	1	-	-	1	-

16.	Lecturer in Electronics and Electrical Communication Engineering in Punjab Engineering College, Chandigarh Administration. (8,000-13,500)	1	-	1	-	1	-	-
17.	Professor in Civil Engineering in Punjab Engineering College, Chandigarh Administration. (Rs. 16,400-22,400)	1	-	1	-	1	-	-
18.	Assistant Professor in Electrical Engineering (Technical), Delhi College of Engineering, Government of National Capital Territory of Delhi. (Rs. 12,000-18,000)	2	-	2	2	-	-	-
19.	Professor in Electronics and Electrical Communication Engineering, Punjab Engineering College, Chandigarh Administration, (Rs. 16,400-22,400)	1	-	1	-	-	1	-
20.	Lecturer in Computer Science in Government Colleges, Government Of Pondicherry, (Rs. 8,000-13,500)	16	-	16	1	1	3	11
21.	Assistant Professor in Mechanical Engineering (Technical) in Delhi College of Engineering, Government of National Capital Territory of Delhi. (Rs. 12,000-18,000)	1	-	1	-	-	1	-
22.	Professor in Mechanical Engineering (Technical), Delhi College of Engineering, Government of National Capital Territory of Delhi. (Rs. 14,300-22,400)	2	-	2	1	-	-	1
23.	Professor in Mechanical Engineering (Technical) in Delhi College of Engineering, Government of National Capital Territory of Delhi. (Rs. 14,300-22,400)	1	-	1	-	-	1	-
	<b>TOTAL</b>	<b>28</b>	<b>-</b>	<b>28</b>	<b>5</b>	<b>4</b>	<b>7</b>	<b>12</b>
<b>TEACHING - MEDICAL</b>								
24.	Professor (Dermatology and Venereology) in Government Medical College and Hospital, Department of Medical Education and Research, Chandigarh Administration. (Rs. 18,600-22,100)	1	-	1	-	-	-	1



25.	Professor (Immuno Haematology and Blood Transfusion), Government Medical College and Hospital, Department of Medical Education and Research, Chandigarh Administration, (Rs. 18,600-22,100)	1	-	1	-	-	-	1
26.	Senior Lecturer (Radio-Diagnosis) in the Government Medical College and Hospital, Department of Medical Education and Research, Chandigarh Administration, (Rs. 14,300-18,150)	1	-	1	-	-	1	-
	<b>TOTAL</b>	<b>3</b>	<b>-</b>	<b>3</b>	<b>-</b>	<b>-</b>	<b>1</b>	<b>2</b>
<b>TEACHING - NATURAL SCIENCE</b>								
27.	Lecturer in Botany in Government Colleges, Government of Pondicherry, (Rs. 8,000-13,500)	2	-	2	-	1	-	1
28.	Lecturer in Mathematics in Punjab Engineering College, Chandigarh Administration, (Rs. 8,000-13,500)	1	-	1	1	-	-	-
29.	Assistant Professor in Pharmaceutical Chemistry, College of Pharmacy, Directorate of Training and Technical Education, Government of National Capital Territory of Delhi. (Rs. 12,000-18,000)	1	-	1	1	-	-	-
30.	Professor (Pharmaceutics/Hospital Pharmacy), College of Pharmacy, Directorate of Training and Technical Education, Government of National Capital Territory of Delhi. (Rs. 14,300-22,400)	1	-	1	-	-	1	-
	<b>TOTAL</b>	<b>5</b>	<b>-</b>	<b>5</b>	<b>2</b>	<b>1</b>	<b>1</b>	<b>1</b>
<b>TEACHING - HUMANITIES</b>								
31.	Professor in Sculpture in College of Art, Directorate of Training and Technical Education, Government of National Capital Territory of Delhi. (Rs. 14,300-22,400)	2	-	2	-	-	1	1

32.	Lecturer in French in Government Colleges, Government of Pondicherry. (Rs. 8,000-13,500)	2	-	2	1	1	-	-
33.	Professor in Applied Art in College of Art, Directorate of Training and Technical Education, Government of National Capital Territory of Delhi. (Rs.14,300-22,400)	1	-	1	-	-	-	1
34.	Assistant Professor in Sculpture in College of Art, Directorate of Training and Technical Education, Government of National Capital Territory Of Delhi. (Rs. 12,000-18,000)	1	-	1	1	-	-	-
35.	Lecturer in Stenography (English) in Polytechnics, Directorate of Training and Technical Education, Government of National Capital Territory of Delhi. (Rs. 8,000-13,500)	1	-	1	-	1	-	-
36.	Assistant Professor in English (Non-Technical) in Delhi College of Engineering, Directorate of Training and Technical Education, Government Of National Capital Territory of Delhi, (Rs. 12,000-18,000)	1	-	1	-	-	-	1
37.	Professor in Painting in College of Art, Directorate of Training and Technical Education, Government of National Capital Territory of Delhi. (Rs. 14,300-22,400)	1	-	1	-	-	-	1
38.	Lecturer in Co-Operative Management in Government College, Government Of Pondicherry. (Rs. 8,000-13,500)	2	-	2	-	-	-	2
.	<b>TOTAL</b>	<b>11</b>	<b>-</b>	<b>11</b>	<b>2</b>	<b>2</b>	<b>1</b>	<b>6</b>
	<b>GRAND TOTAL</b>	<b>57</b>	<b>7</b>	<b>64</b>	<b>10</b>	<b>9</b>	<b>15</b>	<b>30</b>

**APPENDIX: XXV**  
(vide Chapter 4)  
**Bulk Recruitment Cases finalised during the year 2003-2004**

S. NO.	Name of Post/Ministry/ Organisation and Pay-Scale	Number of Posts	Applications Received	Candidates Recommended
1.	Assistant Programmer, Central Bureau of Investigation, (Rs. 6,500-10,500)	40	17,047	38
2-8.	Junior Works Manager (Disciplines – Mechanical, Electronics, Chemical, Chemical (Environment), Civil, Metallurgy and Clothing), Ordnance Factory Board, Ministry of Defence, (Rs. 7,450-11500)	65	16,462	62
9.	Scientist 'B', Zoological Survey of India, Ministry of Environment and Forests, (Rs. 8,000-13,500)	48	4,266	37
10.	Assistant (Legal) in the Department of Legal Affairs, Ministry of Law, Justice and Company Affairs, (Rs. 6,500-10,500)	11	2,254	10
11.	Drugs Inspector in the Central Drugs Standard Control Organisation, Ministry of Health and Family Welfare, (Rs. 6,500-10,500)	3	1,375	3
12.	Assistant Conservator of Forests, Department of Environment and Forests, Andaman and Nicobar Administration, (Rs. 6,500-10,500)	1	1,300	1
13.	Inspector of Factories in Labour Department, Government of National Capital Territory of Delhi, (Rs. 6,500-10,500)	2	1,266	2
14.	Medical Officer (Teaching) (Homoeopathy) in the Directorate of Indian System of Medicine and Homoeopathy, Health and Family Welfare Department, Government of National Capital Territory of Delhi. (Rs. 8,000-13,500)	3	1,170	3
15.	Lecturer in Botany in the Government Colleges, Government of Pondicherry, (Rs. 8,000-13,500)	18	855	16
16.	Lecturer (Economics) in Government Colleges, Government of Pondicherry, (Rs. 8,000-13,500)	17	607	17
17.	Lecturer in Computer Science in the Government Colleges, Government of Pondicherry, (Rs. 8,000-13,500)	18	598	2
<b>Total</b>		<b>226</b>	<b>47,200</b>	<b>191</b>

## APPENDIX XXVI

(vide Chapter 6)

Statement showing cadres where No Select List of 2003 was required to be prepared - Nil vacancy/None-eligible

S.No.	Cadre/Sub-cadre	Service
1.	Andhra Pradesh	IAS (NSCS)
2.	Arunachal Pradesh (AGMUT)	IAS(NSCS) IPS
3.	Assam	IAS(SCS)
4.	Goa (AGMUT)	IAS(SCS) IAS(NSCS) IPS
5.	Haryana	IAS(SCS)
6.	Himachal Pradesh	IAS(NSCS) IPS
7.	Jammu & Kashmir	IFS
8.	Maharashtra	IAS(NSCS)
9.	Manipur	IAS(SCS) IFS
10.	Meghalaya	IAS (NSCS) IFS
11.	Mizoram(AGMUT)	IAS(NSCS) IFS
12.	Nagaland	IAS(NSCS) IFS
13.	Orissa	IPS(*)
14.	Punjab	IFS(*)
15.	Rajasthan	IAS(SCS) IPS
16.	Sikkim	IAS(NSCS)
17.	Tripura	IAS(NSCS) IPS IFS
18.	UT (AGMUT)	IAS(NSCS)

\* None-eligible.

## **Appendix-XXVII** (vide Chapter 6)

### **PROMOTION TO ALL INDIA SERVICES – MEETINGS HELD DURING 2003-2004**

#### **Meeting held:**

1. During the year 2003-2004, the Commission convened 105 Selection Committee Meetings and Review Meetings involving 1271 officers for promotion to IAS/IPS/IFS from State Civil Services, Non-State Civil Services, State Police Services and State Forest Services belonging to different States/UTs. Out of these 50 Selection Committee Meetings were held for preparing the Select Lists for the year 2003.

**(i) IAS (SCS):-** The Commission received 16 proposals for preparation of the Select List for the year 2003 for the existing vacancies. The Selection Committee Meetings for promotion from State Civil Service to the IAS were convened for 13 Cadres/Sub Cadres. The rest were not held due to court orders (2 Cadres) and deficient documents (1 Cadre).

**(ii) IAS (Non-SCS):-** Eight proposals for consideration of the cases of Non-SCS officers for appointment to the IAS were received and meetings in respect of all the 8 Cadres/Sub-Cadres were held.

**(iii) IPS:-** The Commission received 17 proposals for preparation of the Select Lists for the existing vacancies of 2003 and Selection Committee meetings for promotion to IPS from State Police Service for all the above Cadres/Sub-Cadres were held.

**(iv) IFS:-** The Commission received 12 proposals for preparation of Select Lists of 2003 for the existing vacancies and Selection Committee meetings for promotion to IFS from State Forest Service in respect of all the above Cadres/Sub-Cadres were held.

**2. SCMs reconvened for earlier years during 2002-2003:** The Selection Committee

Meetings were reconvened in respect of Madhya Pradesh IAS(SCS) for preparation of the Select Lists of 2001 and 2002 in pursuance to the orders of Hon'ble CAT, Jabalpur Bench in OA No.759 of 2001 filed by D.C. Pandey and in respect of Sikkim IAS(SCS) for preparation of the Select Lists of 2000 to 2002 consequent on change in vacancy position by the Govt. of India (DOP&T) in consultation with the State Government before approval of the Select Lists.

**3. Preparation of year-wise Select Lists:-** The Govt. of India (DOP&T) vide their notification dated July 25 2000 amended the IAS/IPS/IFS Promotion Regulations providing for preparation of Select List separately for each year during which the Committee could not meet as on 31<sup>st</sup> December of each year. Accordingly, Select List of 2002 in respect of Assam [IAS(SCS)], Chhatisgarh [IAS(SCS)], Himachal Pradesh [IAS(SCS)], Tamil Nadu [IAS(SCS)], Maharashtra [IPS], Haryana [IFS] and Orissa [IFS] were also prepared alongwith the Select List of 2003. Similarly, Select Lists of 2001 and 2002 were prepared alongwith the Select List of 2003 in respect of Uttaranchal [IAS(SCS)], Kerala [IPS], Uttaranchal [IPS] and Uttar Pradesh [IPS]. Further, Select Lists of 2000, 2001 and 2002 were prepared alongwith Select List of 2003 in respect of Manipur IAS(SCS)] and Punjab [IFS]. Similarly, Select Lists of 1999 to 2002 in respect of Rajasthan [IFS] were also prepared alongwith the Select List of 2003. During 2003-04, Select Lists of 1998, 1999 and 2000 in respect of Bihar [IFS] and Select Lists of 1995-96 to 2002 in respect of Kerala [IFS] were prepared. Further, Select List of 2002 in respect of Orissa [IAS(SCS)] was also prepared during 2003-04.

**4. Review Meetings:-** In pursuance of CAT/High Court directions, nine meetings of Review Selection Committee/Selection Committee involving 255 officers have been held during the year 2003-2004(Appendix-XXVIII).

## APPENDIX-XXVIII

(vide Chapter 6)

### Review Meetings held as a result of court orders

S. No.	Name of Court	OA/WP/CP No.	In the matter of	Date of the judgement	Date of meeting	No. of officers considered
1.	CAT, Allahabad & HC, Allahabad	OA Nos.982, 972 & 1120/96 & CMWP No.2663/98	Indra Singh	10.09.97 & 11.05.01	29.12.2003 (Reconvened meeting)	142
2.	CAT, Hyderabad	OA No.53/01	N. Hanumantha Rao	19.08.2003	17.01.2004	1
3.	CAT, Ahmedabad	OA No.171/99	N.A. Chaudhri & batch	05.12.2002	26.12.2003	72
4.	CAT, Principal Bench	OA Nos.457/98 & 1347/97	M.P. Tyagi & Chaman Lal	13.03.2000 & 15.03.2001	26.12.2003	02
5.	CAT, Jabalpur	OA No.667/99	Ajeet Singh Choudhary	10.01.2003	10.09.2003	01
6.	CAT, Jabalpur	OA No.602/2000	V.S. Choudhary	02.10.2002	04.11.2003	01
7.	HC, Mumbai	WP No.631/98	B.L. Pawar	28.06.2002	17.11.2003	01
8.	HC, J&K	SWP No.289/02	Rouf-ul-Hassan	14.03.2002	17.02.2004	1
9.	CAT, Cuttack	OA No.200/99	M.V.A. Subharao	15.02.2001	30.04.2003	34

## Appendix-XXIX

(vide Chapter 6)

### All India Services

#### Selection Committee Meetings not held during 2003-2004- Cadre-wise details

S. No.	Cadre/Sub-cadre	Service	Reason
1.	Andhra Pradesh	IAS(SCS) IPS IFS	Proposal not received. Court case/stay orders Proposal not received/court order
2.	Arunachal Pradesh(AGMUT)	IAS(SCS)	Incomplete Proposal/deficient proposal
3.	Assam	IFS	Court case and non availability of ACRs of one officer.
4.	Bihar	IAS(SCS) IAS(NSCS) IPS IFS	Incomplete proposal/deficient proposal Cadre bifurcation not finalised. Vacancy not determined by GOI Vacancy not determined by GOI
5.	Chhatisgarh	IAS(NSCS)	Cadre bifurcation not finalised.
6.	Gujarat	IFS	Previous Select Lists yet to be finalised.
7.	Jammu & Kashmir	IAS(SCS) IAS(NSCS)	Vacancy not determined by GOI/court case Vacancy not determined by Govt. of India
8.	Jharkhand	IAS(SCS) IAS(NSCS) IPS IFS	Incomplete/deficient proposal. Cadre bifurcation not held. SCM for undivided Bihar yet to be held. SCM for undivided Bihar yet to be held.
9.	Kerala	IAS (SCS) IAS(NSCS) IFS	Proposal not received. Proposal not received. Vacancy not determined.
10.	Madhya Pradesh	IAS (SCS) IAS(NSCS)	Proposal not complete. Cadre bifurcation not finalised.
11.	Manipur	IAS(NSCS) IPS	Vacancy not determined by GOI. Court case.
12.	Orissa	IAS(SCS)	Previous Select Lists not finalised/Seniority dispute
13.	Punjab	IAS (SCS) IAS(NSCS) IPS	Court case/Select List of 2000 not finalised. Court Case for the year 1999 to be implemented. Proposal not received/Stay order.
14.	Sikkim	IAS(SCS) IFS	Previous Select Lists not finalised. Vacancy not determined by Govt. of India/ Previous Select Lists not yet finalised.
15.	UT(AGMUT)	IPS IFS	Court Case/proposal not received. Dispute in feeder grade.
16.	Uttar Pradesh	IAS(SCS) IAS(NSCS) IFS	Court case/vacancy not determined. Vacancy not determined/Cadre bifurcation not finalised. Vacancy not determined by GOI/Cadre bifurcation not held/year-wise Select Lists from 1985 to 95-96 yet to be approved.
17.	Uttaranchal	IAS(NSCS)  IFS	Vacancy not determined by Government of India/Cadre bifurcation not finalised. Vacancy not determined by GOI/Cadre bifurcation not held/year-wise Select Lists from 1985 to 1995-96 for promotion to UP Cadre yet to be approved.

## **APPENDIX –XXX**

(vide Chapter 6)

### **Ministries/ Departments who did not forward the Half Yearly Returns of adhoc appointments made to Group “A” and Group “B” posts/services during 2003-2004.**

1. Bureau of Police Research & Development
2. Planning Commission
3. Ministry of Civil Aviation
4. Ministry of Urban Development & Poverty Alleviation
5. Ministry of Information & Broadcasting
6. Staff Selection Commission
7. Department of Scientific & Industrial Research
8. Department of Personnel & Training
9. Department of Agricultural Research & Education
10. Department of Fertilizers
11. Ministry of Environment & Forests
12. Department of Women & Child Development
13. Chandigarh Administration
14. Department of Animal Husbandry and Dairying
15. Department of Food Processing Industries
16. Department of Chemicals and Petrochemicals
17. Department of Posts (Postal Services Board)
18. Department of Youth Affairs & Sports
19. Ministry of External Affairs
20. Department of Expenditure
21. Department of Revenue
22. Central Board of Direct Taxes
23. Directorate General of Income-Tax
24. Central Board of Excise and Customs
25. Department of Public Enterprises



26. Department of Secondary & Higher Education & Department of Elementary Education & Literacy
27. Ministry of Labour
28. Department of Legal Affairs
29. Department of Company Affairs
30. Department of Justice (Ministry of Law & Justice)
31. Ministry of Mines & Minerals
32. Ministry of Non-Conventional Energy Sources
33. Department of Pension & Pensioners' Welfare
34. Central Bureau of Investigation
35. Ministry of Petroleum and Natural Gas
36. Ministry of Railways
37. Ministry of Small Scale Industries, Agro & Rural Industries
38. Ministry of Social Justice & Empowerment
39. Border Roads Development Board
40. Ministry of Tribal Affairs
41. Andaman & Nicobar Admn.
42. Pondicherry Admn.

## APPENDIX – XXXI

(Vide Chapter - 6)

ADHOC APPOINTMENT TO GROUP "A" & "B" POSTS /SERVICES IN THE MINISTRIES /DEPARTMENTS WHICH CONTINUED BEYOND A PERIOD OF ONE YEAR DURING 2003-04 AND REPORTED TO THE COMMISSION THROUGH HALF YEARLY RETURNS

S. No.	Name of Ministry/Department	Name of Post	Whether RRs Exist	Mode of recruitment	Pay Scale	Year of adhoc appointment	No. of adhoc appointments			
							30.6.2003		31.12.2003	
							Gr. 'A'	Gr. 'B'	Gr. 'A'	Gr. 'B'
1.	Ministry of Agriculture									
	(I) Department of Agriculture & Cooperation	Deputy Commissioner (INM)	Yes	50% by deputation/promotion failing which by DR & 50% by deputation	12,000-16,500	2002	1	Nil	1	Nil
		Law Officer (Fertilizer)			8,000-13,500	2002			1	Nil
		Personal Assistant			5,500-9,000	1988	Nil	2		
						1989	Nil	1		
						1990	Nil	1		
						1993	Nil	2		
						1994	Nil	1		
						1996	Nil	17		
						1997	Nil	3		
						1999	Nil	3		
		Addl. Agri. Mkt. Adviser	No		16,400-20,000	2002	1	Nil		
		Sr. Mkt. Dev. Officer	Yes	20% promotion, 30% deputation, 50% DR	8,000-13,500	1991	2	Nil		
						1993	1	Nil		
		Sr. Mkt. Officer (Gp.I)	Yes	Direct Recruitment	8,000-13,500	1991	1	Nil		
		Sr. Mkt. Officer (Gp.III)	Yes	33 1/3% by promotion, 66 2/3% by DR	8,000-13,500	1980	1	Nil		
		Asst. Library & Information Officer	Framing of RRs under process		6500-10500	2002	Nil	1	Nil	1
		Data Entry Operator	Yes	50% promotion 50% deputation	6,500-10,500	2002	Nil	2		
		Research Investigator Gr.I(Economics)	RRs under revision		6,500-10,500	2001	Nil	2	Nil	2

						2002			Nil	1
		Senior Market Intelligence Inspector (Economics)	RRs under revision		6,500-10,500	1997			Nil	2
						1999			Nil	3
		Research Investigator(Statistics)	Yes	50% promotion 50% by Dir. Rectt.	6,500-10,500	1997	Nil	2		
						1999	Nil	3		
						2002			Nil	1
		Joint Director (Extension)	Yes	25% by promotion failing which by deputation (including STC), 25% by deputation (STC) failing which by DR & 50% by DR	10,000-15,200	2001	1	Nil		
	(a) Central Fertilizer Quality Control & Training Institute, Faridabad	(i) Chief Analyst	Yes	Promotion failing which by deputation	12,000-16,500	2002			1	Nil
		(ii) Senior Analyst	Yes	Promotion failing which by deputation failing both by DR.	10,000-15,200	2002			1	Nil
		(iii) Analyst	Yes	25% by promotion & 75% by DR	8,000-13,500	2002			1	Nil
		(iv) Senior Fertilizer Inspector	Yes	Promotion	5,500-9,000	2002			Nil	1
2.	Central Vigilance Commission						Nil	Nil		
3.	Ministry of Commerce & Industry									
	(i) Dept. of Ind. Policy & Promotion	Development Officer (Engg.)	Recruitment Rules are yet to framed. Proposal sent to UPSC		10,000-15,200	2001	3	Nil	3	Nil
		Development Officer (Chem)	Recruitment Rules are yet to framed. Proposal sent to UPSC		10,000-15,200	1997	1	Nil	1	Nil
		Industrial Adviser (Chem)	Recruitment Rules are yet to framed. Proposal sent to UPSC		16,400-20,500	2000	1	Nil	1	Nil
						2001	1	Nil	1	Nil

		Industrial Adviser (Engg)	Recruitment Rules are yet to framed. Proposal sent to UPSC		16,400-20,500	1997	1	Nil	1	Nil
						2002			1	Nil
		Additional Industrial Adviser	Recruitment Rules are yet to framed. Proposal sent to UPSC		14,300-18,300	2002			1	Nil
		Sr. Development Officer	No recruitment rules exist. Appointments were made on the basis of VCPC recommendations and approval from Ministry of Finance		12,000-16,500	2000	5	Nil	4	Nil
						2001	1	Nil	1	Nil
						2002			5	Nil
	(a) Office of the Economic Advisor	Sr. Statistics Investigator	Yes	50% DR & 50% promotion	6,500-10,500	2001	1	Nil	1	Nil
	(b) Tariff Commission, New Delhi						Nil	Nil		
	(c) Pay and Accounts Office, New Delhi, Udyog Bhavan						Nil	Nil	Nil	Nil
	(d) Salt Commissioner, Jaipur						Nil	Nil	Nil	Nil
	(e) Department of Explosives, Nagpur	(I) Chief Controller of Explosives	Yes	Promotion failing which by ToD (including STC) failing both by DR	18,400-22,400	2000	1	Nil	1	Nil
		(ii) Dy. Chief Controller of Explosives	Yes	Promotion failing which by ToD (including STC) failing both by DR	12,000-16,500	2002	11	Nil	11	Nil
		(iii) Dy. Controller of Explosives	Yes	95% by DR & 5% by ToD failing both by DR	8,000-13,500	2002	1	Nil	1	Nil
	(ii) Department of Commerce (Supply Division)									
	(a) Dte. General of Supplies & Disposals	(I) ADS (Gr.)	Yes	50% by DR & 50% by promotion	8,000-13,500	1997			4	Nil
						1998			4	Nil
						1999			2	Nil

						2000			1	Nil
		(ii) ADS (Gr.II)	Yes	50% by DR & 50% by promotion	6,500-10,500	1998			Nil	9
						1999			Nil	6
						2000			Nil	3
						2001			Nil	2
4.	Ministry of Communications & Information Technology									
	(I) Department of Telecommunications	(I) ADG (Legal)	Yes	Deputation (including short term contract)	10,000-15,200	1999	1	Nil		
		(ii) ADG (VM.I)	Encadred in CSS		10,000-15,200	1999	1	Nil		
		(iii) ADG (PIP)	Encadred in CSS		10,000-15,200	1999	1	Nil		
		(iv) ADG (SR)	Encadred in CSS		10,000-15,200	1999	1	Nil		
		(v) ADG (Restg.)	Encadred in CSS		10,000-15,200	1999	1	Nil		
5.	Ministry of Consumer Affairs, Food & Public Distribution									
	Department of Food & Public Distribution								Nil	Nil
6.	Ministry of Defence									
	(I) Air Headquarters						Nil	Nil	Nil	Nil
	(ii) Directorate of Public Relations						Nil	Nil	Nil	Nil
	(iii) DGNCC						Nil	Nil	Nil	Nil
	(iv) Naval Headquarters						Nil	Nil	Nil	Nil
	(v) DGDE						Nil	Nil	Nil	Nil
	(vi) Army Headquarters	(I) Lecturer	Yes	By Direct Recruitment	8,000-13,500	2000	7	Nil		
						2001	31	Nil		
		(ii) Master	Yes	By Direct Recruitment	7,500-12,000	2000	Nil	1		
						2001	Nil	2		
7.	Ministry of Finance									
	(I) Department of Economic Affairs									
	(a) Admn.I (Secretariat Proper)	Assistant Superintendent	Yes	Transfer on deputation/transfer	6,500-10,500	2002			Nil	1

	(b) I.G.M. Calcutta	Senior Works Manager	Yes	Information not furnished	12,000-16,500	2000			1	Nil
		Dy. Chief Assayer	Yes	Information not furnished	10,000-15,200	2000			1	Nil
		Assistant Works Manager	Yes	Information not furnished	8,000-13,500	2001			2	Nil
	(c) I.G.M. Hyderabad								Nil	Nil
	(d) I.G.M. Mumbai	Dy. Chief Assayer	Yes	By promotion failing which by ToD failing both by DR	10,000-15,200	2000			1	Nil
		Works Manager	Yes	By promotion failing which by ToD failing both by DR	10,000-15,200	2001			1	Nil
		Assistant Works Manager	Yes	By promotion failing which by ToD failing both by DR	8,000-13,500	2001			2	Nil
		Sel. Gr. Engineer	Yes	By promotion failing which by ToD failing both by DR	7,450-11,500	2001			Nil	3
	(e) I.S.P. Nashik Road	A.C.E. (M)	Yes	50% by DR & 50% by promotion failing which by ToD failing both by DR	8,000-13,500	2002			1	Nil
		A.C.E. (E)	Yes	50% by DR & 50% by promotion failing which by ToD failing both by DR	8,000-13,500	2002			1	Nil
8.	Ministry of Health & Family Welfare									
	(I) Regional Office for Health & Family Welfare						Nil	Nil	Nil	Nil
9.	Ministry of Heavy Industry & Public Enterprises									
	(I) Department of Heavy Industry						Nil	Nil	Nil	Nil
10.	Ministry of Home Affairs									
	(I) Central Industrial Security Force						Nil	Nil	Nil	Nil
	(ii) Department of Official Language									
	(a) Regional Implementation Offices						Nil	Nil	Nil	Nil

	(b) Central Translation Bureau						Nil	Nil		
		(i) Joint Director	Pending notification		12,000-16,500	2001			1	Nil
		(ii) Deputy Director	Pending notification		10,000-15,200	2001			1	Nil
		(iii) Assistant Director	Pending notification		8,000-13,500	2002			2	Nil
		(iv) Translation and Training Officer	Pending notification		7,500-12,000	2002			Nil	1
	(c) Central Hindi Training Institute						Nil	Nil	Nil	Nil
	(d) C.S.O.L.S.						Nil	Nil	Nil	Nil
11.	Ministry of Law & Justice									
	(i) Legislative department						Nil	Nil	Nil	Nil
12.	Govt. of NCT of Delhi									
	(i) Dte of Training : (U.T. Civil Services)						Nil	Nil		
13.	Department of Ocean Development						Nil	Nil	Nil	Nil
14.	Ministry of Parliamentary Affairs	(i) Private Secretary	Yes	By promotion	6,500-10,500	1999	Nil	1		
						2002	Nil	1		
		(ii) Assistant	Yes	50% by promotion & 50% by DR	5,500-9,000	1998	Nil	1		
						1999	Nil	1		
		(iii) Personal Assistant	Yes	50% by promotion & 50% by DR	5,500-9,000	1999	Nil	1		
						2000	Nil	1		
15.	Ministry of Personnel, P.G. & Pensions									
	(i) D/o Admn. Reforms & Public Grievances						Nil	Nil		
16.	Ministry of Power						Nil	Nil	Nil	Nil
17.	Ministry of Rural Development	(i) Economic Investigator Gr. II	Information not furnished			2002	Nil	1		
		(ii) Upper Division Clerk	Information not furnished			2002	Nil	2		
18.	Ministry of Science & Technology									
	(i) Department of Biotechnology						Nil	Nil		

	(ii) Department of Science & Technology	Scientist 'B'	Yes	Promotion/deputation (including STC)/absorption/DR	8,000-13,500	2001			3	Nil
						2002			2	Nil
19.	Ministry of Shipping						Nil	Nil		
	(I) DG(L&L)						Nil	Nil		
	(II) Minor Ports Survey Organisation, Mumbai						Nil	Nil	Nil	Nil
	(iii) O/o the Chief Engineer & Administrator, ALHW						Nil	Nil	Nil	Nil
20.	Ministry of Small Scale Industries									
	(I) O/o the Development Commissioner (Small SSI)						Nil	Nil		
21.	Ministry of Statistics & Programme Implementation						Nil	Nil		
22.	Ministry of Steel	Joint Industrial Adviser	Yes	Promotion/deputation	12,000-16,500	2001	2	Nil	Nil	Nil
23.	Ministry of Textiles									
	(I) O/o the Development Commissioner for Handlooms	(I) Assistant Director Gr.I (Weaving)	Yes	25% by promotion failing which by ToD(including STC) & 75% by DR	8,000-13,500	1996	1	Nil		
		(ii) Assistant Director Gr.I (Processing)	Yes	25% by promotion failing which by ToD(including STC) & 75% by DR	8,000-13,500	1997	1	Nil		
		(iii) Regional Enforcement Officer	Yes	Deputation	10,000-15,200	1994	1	Nil		



	(ii) O/o the Development Commissioner (Handicrafts)	(I) Assistant Director (A & C)	Yes	Promotion	6,500-10,500	1993	Nil	2	Nil	2
		(ii) Assistant Director (Textiles)	Yes	50% by DR & 50% by promotion	6,500-10,500	1984			Nil	1
		(iii) Handicrafts Promotion Officer	Yes	Promotion	5,500-9,000	1985	Nil	1	Nil	1
		(iv) Accountant	Yes	Promotion	4,500-7,000	1983	Nil	1		
	(iii) O/o the Textile Commissioner, Mumbai	(I) Joint Textile Commissioner (Economics)	Yes	Promotion/transfer on deputation	14,300-18,300	2000	1	Nil		
		(ii) Director (P & D)	Yes	50% by promotion & 50% by DR	12,000-16,500	2002			2	Nil
		(iii) Dy. Director (P & D)	Yes	50% by promotion & 50% by DR	10,000-15,200	1998	1	Nil	1	Nil
						2001	1	Nil		
		(iv) Assistant Director Gr.I (P & D)	Yes	66-2/3% by promotion & 33-1/3% by DR	8,000-13,500	1997	1	Nil	1	Nil
						1998	1	Nil	1	Nil
		(v) Assistant Director Gr.II (P & D)	Yes	75% by promotion & 25% by DR	6,500-10,500	1998	Nil	2	Nil	2
						2001	Nil	1	Nil	1
	(iv) O/o Jute Commissioner, Kolkata								Nil	Nil
24.	Ministry of Tourism & Culture									
	(I) Department of Tourism	Deputy Director General	Yes	75% by promotion 25% by deputation	12,000-16,500	2000	1	Nil		
		Director (Re-designated Asstt DG)	Yes	50% by promotion 25% by deputation 25% by direct rectt.	10,000-15,200	1998	1	Nil		
						1999	3	Nil		
						2000	2	Nil		
						2001	1	Nil		
		Assistant Director (Tourism)	Yes	40% by promotion 50% Direct Rectt. 10% deputation	6,500-10,500	1995	Nil	3		
						1999	Nil	3		
						2001	Nil	2		
		Assistant Director (Admn)	Yes	100% by promotion	6,500-10,500	1997	Nil	1		
						1999	Nil	2		
						2001	Nil	1		
		Programmer	Yes	100% by promotion	7,500-10,500	1991	Nil	1		
		DPA (Gr.B)	Yes	50% by promotion 50% by direct rectt.	6,500-10,500	1995	Nil	1		

						2002	Nil	1		
	(ii) Department of Culture									
	(a) National Lib, Kolkata	Security Officer	Information not furnished		6,500-10,500	1998	Nil	1	Nil	1
25.	Union Public Service Commission						Nil	Nil		
26.	Administration of Dadra & Nagar Haveli	(I) District Immunization Officer, now State M.C.H.O.	Yes	By Promotion	10,000-15,200	1990	1	Nil	1	Nil
27.	Administration of Daman & Diu									
	(I) Department of Personnel & Admn. Reforms	Principal, Govt. Polytechnic	No recruitment rules submitted to GOI, MHRD for their approval		12,000-16,500	1993	1	Nil	1	Nil
		Medical Officer	Nil	Nil	8,000-13,500	1989	1	Nil	1	Nil
		Asst. Director of Malaria	Yes	promotion	8,000-13,500	1989	1	Nil		
		Dy. Director of Agiculture	Yes	promotion	8,000-13,500	1986	1	Nil	1	Nil
		Asst. Surveyor of Works	Nil	Nil	6,500-10,500	2000	Nil	1	Nil	1
		Addl. Private Secretary to Administrator	Yes	promotion	5,500-9,000	1993	Nil	1	Nil	1
		Principal, ITI	Yes	promotion	6,500-10,500	1988	Nil	1	Nil	1
		Asst. Director (OL)	Yes	Deputation/promotion	6,500-10,500	1998	Nil	1	Nil	1
		Senior Hindi Translator	Yes	Promotion failing which by deputation failing which by DR.	5,500-9,000	1998	Nil	1	Nil	1
		Block Development Officer	Yes	50% by promotion failing which by deputation & 50% by deputation failing which by DR	5,500-9,000	2002	Nil	1	Nil	1
		Superintendent (Gazetted)	Yes	Promotion	5,500-9,000	1998	Nil	1	Nil	1
28.	Deptt. of Lakshadweep Admn.	Asstt. Executive Engineer (ALE)	Yes	By promotion	8,000-13,500	1997	1	Nil		
		Research Assistant	Yes	50% by promotion 50% on deputation	6,500-10,500	1999	Nil	1		
		Store Superintendent	Amended RR yet to be approved by M/o Health & Family Welfare		5,500-9,000	2000	Nil	1		
						2001	Nil	1		
		Headmaster High School	Yes	Promotion 66% DR 33%	7,500-12,500	1988	Nil	1		

						1994	Nil	1		
						1996	Nil	1		
						1997	Nil	2		
						1998	Nil	1		
						2001	Nil	3		
		Asstt. Headmaster	Yes	By promotion	6,500-10,500	1997	Nil	3		
						1998	Nil	2		
		Block Development Officer	Yes	By promotion	6,500-10,500	1997	Nil	2		
						1999	Nil	1		
						2002	Nil	2		
		Assistant Engineer (Ele)	Yes	By promotion	6,500-10,500	2001	Nil	1		
29.	M/o Water Resources									
	(I) Central Water Commission	CWE (Gr.A) Service, Director/Supt. Engineer	Yes	By promotion	(I) 12,000-375-16,500 (ii) 14,300-400-18,300	1997	2	Nil		
						1999	1	Nil		
						2002	1	Nil		
	(ii) Central Groundwater Board	Asstt. Hydrologist	Yes	66 2/3% by DR 33 1/2% by promotion	7,500-250-12,000	1997	Nil	19		
	(iii) Farraka Barrage Project	Medical Officer	Yes	By DR	8,000-13,500	1988	1	Nil		
						1991	1	Nil		
		Assistant Engineer	Yes	75% promotion 25% by T.O.D. (including STC)	6,500-10,500	2002	Nil	1		
		Teacher-in-charge	Yes	By promotion	6,500-10,500	1999	Nil	1		
	(iv) CWPRS	Senior Research Officer (Statistics)	Information not furnished		10,000-325-15,200	2001	1	Nil		